

AWLQ STATISTICS 2019/20

(compiled Sept 2020)

The following statistics are divided into **two** sections:

SECTION 1

This section includes the total animals cared for by AWLQ in 2019/20 (almost 10 000 animals), including all impounded animals in City of Gold Coast and Brisbane City plus surrenders from the public, as well as unclaimed strays and surrenders from other surrounding South East Queensland and Northern New South Wales areas).

SECTION 2

This section includes Gold Coast City Council residents' animals only (i.e. 4200 stray and surrendered dogs, cats and other animals such as birds, guinea pigs, cattle, horses and sheep.) **Gold Coast City data is particularly useful, for the following reasons:**

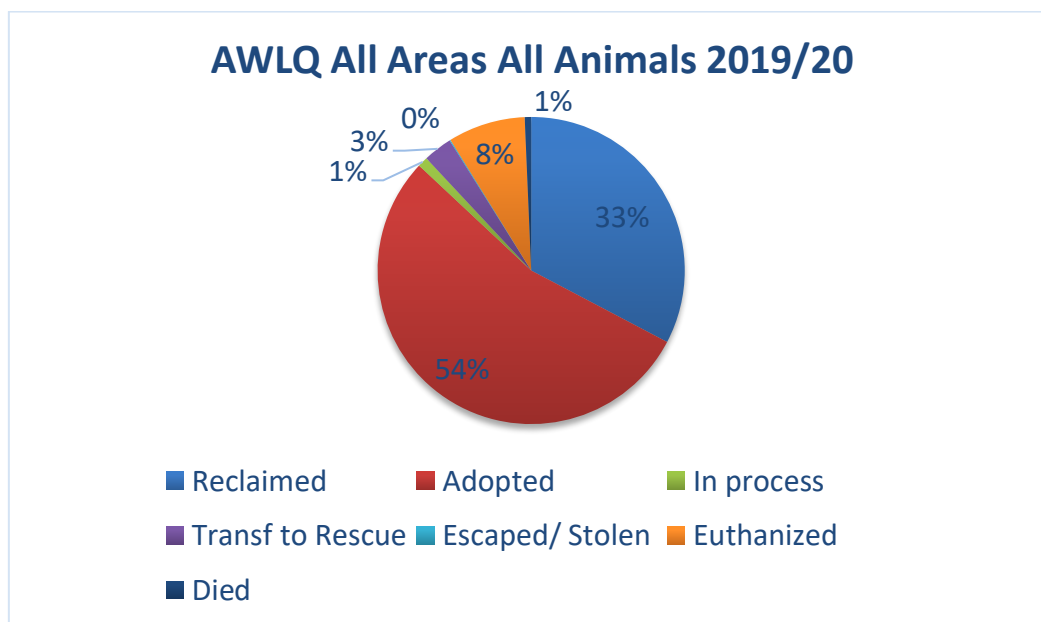
- a. The Gold Coast is the sixth largest city in Australia and is the second largest Council in Australia by population.
- b. It is one of few large Australian cities where the data represents the whole city (in this case, a growing city with an estimated population of **620 000** in 2019 (Australian Bureau of Statistics, Regional Population Growth, Australia, 2018-19).
- c. AWLQ cares for all the pound animals for the Gold Coast City Council and receives all unclaimed strays. It also runs the only two shelters on the Gold Coast for animals surrendered by their owners. This has provided a unique opportunity to understand the issues and develop solutions to the oversupply of abandoned animals in a whole community.
- d. AWLQ has been working with the community since 2001 to reduce the numbers of unwanted cats and dogs and improve rehoming in order to achieve zero euthanasia of all healthy and treatable cats and dogs. This was finally achieved in 2016/17 and has been maintained since then. The graphs below show that in 2019/20, 92% of all stray and surrendered animals were saved for the whole city. 7.2% of dogs and 10.7% of cats were euthanized due to irremediable suffering or presenting a serious risk to the safety of humans and/or other companion animals if rehomed.
- e. These Gold Coast statistics show the success of many strategies that AWLQ has put in place i.e. the Getting to Zero Model. As well as **increasing rehoming with innovative strategies**, the G2Z model focuses on **prevention of abandoned animals** through:
 - [Co-operative desexing programs](#). The number of Councils participating in NDN-managed programs is gradually increasing with 12 Councils providing funding for desexing subsidies for desexing of cats for residents in need of support in 2019/20.
 - Strategies to [get lost cats and dogs home](#)
 - Increasing availability and promotion of [desexing at 2- 4 months of age](#) in private vet clinics
 - [Community veterinary clinics](#) that ensure no animal has to be euthanized due to an owner's incapacity to pay
 - Raising awareness of the public, secondary students, teachers and TAFE students of [how to keep animals happy and safe](#) with cat safe fencing or enclosures and enrichment
 - A requirement to desex kittens prior to sale or transfer.

AWLQ provides a free service to help Councils Get 2 Zero in their communities. It organises the G2Z Summit every 2 years to share strategies from around the world. Find out more about how to Get 2 Zero at www.g2z.org.au. If you are a Council, shelter or community member who is interested in implementing these strategies you can contact us at info@g2z.org.au or jverrinder@awlqlld.com.au

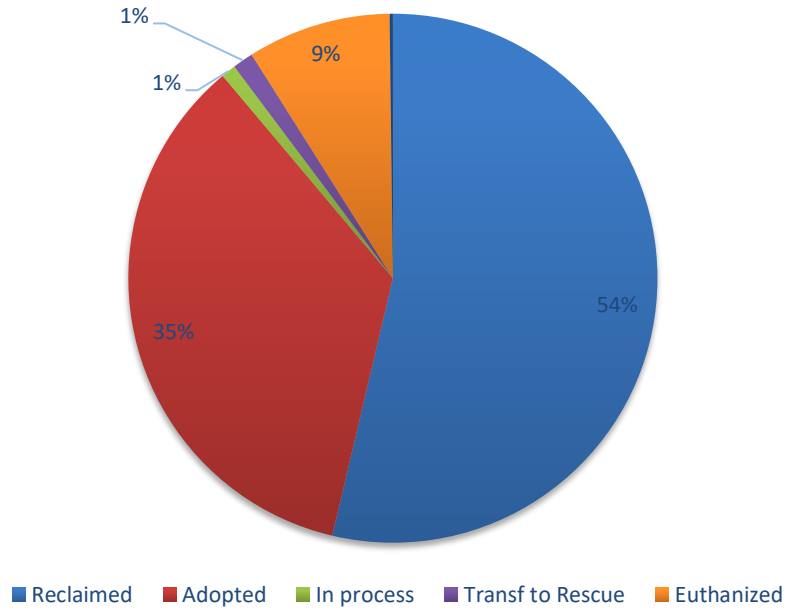
SECTION 1 AWLQ ALL AREAS 2019/20

AWLQ All Incoming Animals cared for, and their Outcomes 2019 20

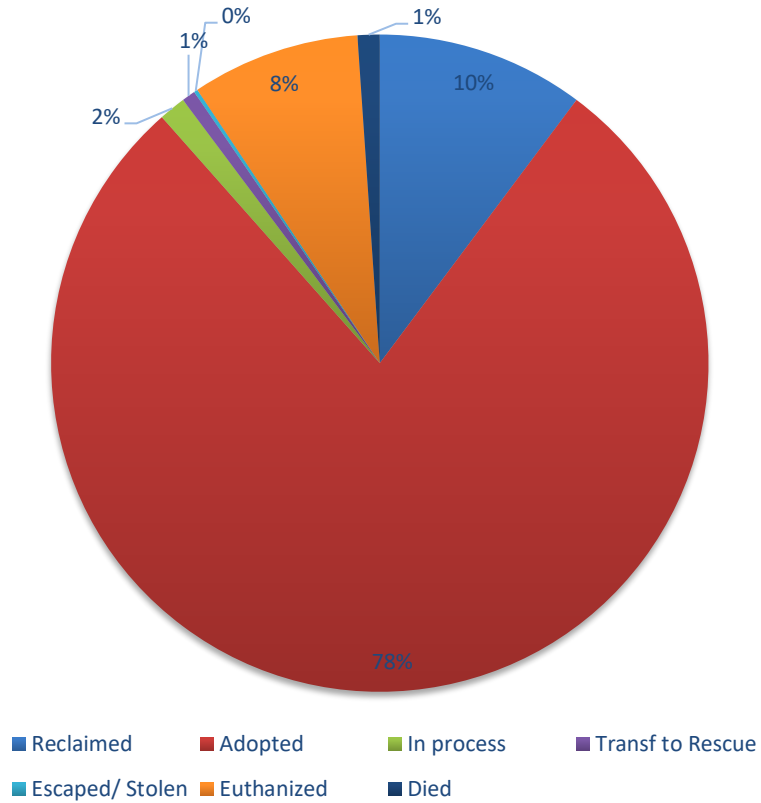
Animal Type	Reclaimed	Adopted	In process	Transf to Rescue	Escaped/ Stolen	Euthanized	Died	Total
Puppy	48	437	3	0	0	12	7	507
Dog	2633	1320	42	63	0	426	3	4487
Canine	2681	1757	45	63	0	438	10	4994
% Canine	53.7	35.2	0.9	1.3	0.0	8.8	0.2	100
Kitten	6	1491	20	13	1	83	38	1652
Cat	380	1466	30	12	6	230	3	2127
Feline	386	2957	50	25	7	313	41	3779
% Feline	10.2	78.2	1.3	0.7	0.2	8.3	1.1	100
TotalDogs&Cats	3067	4714	95	88	7	751	51	8773
%Dogs&Cats	35	54	1	1	0	9	1	100
Bird	11	87	2	3	0	1	3	107
Cattle	11	0	0	0	0	0	0	11
Fowl	3	83	0	172	3	10	4	275
Goat	2	7	0	4	0	1	0	14
Guinea Pig	0	203	5	6	0	8	6	228
Horse	6	0	0	0	0	0	0	6
Pig	0	3	0	3	0	0	0	6
Rabbit	0	0	0	12	0	0	0	12
Rodent	0	46	0	0	0	1	0	47
Sheep	3	5	0	0	0	0	0	8
Other Subtotal	36	434	7	200	3	21	13	714
%TotOth	5.0%	60.8%	1.0%	28.0%	0.4%	2.9%	1.8%	100%
All Animals	3103	5148	102	288	10	772	64	9487
% All Animals	32.7%	54.3%	1.1%	3.0%	0.1%	8.1%	0.7%	100%



AWLQ All Areas 2019/20 Canine Outcomes



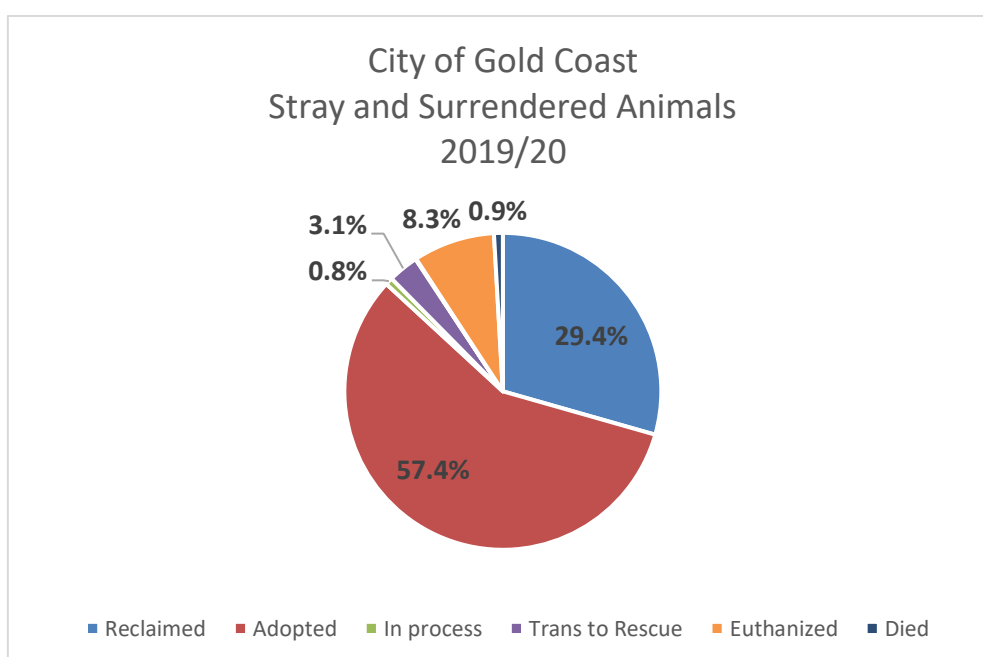
AWLQ All Areas 2019/20 Feline Outcomes



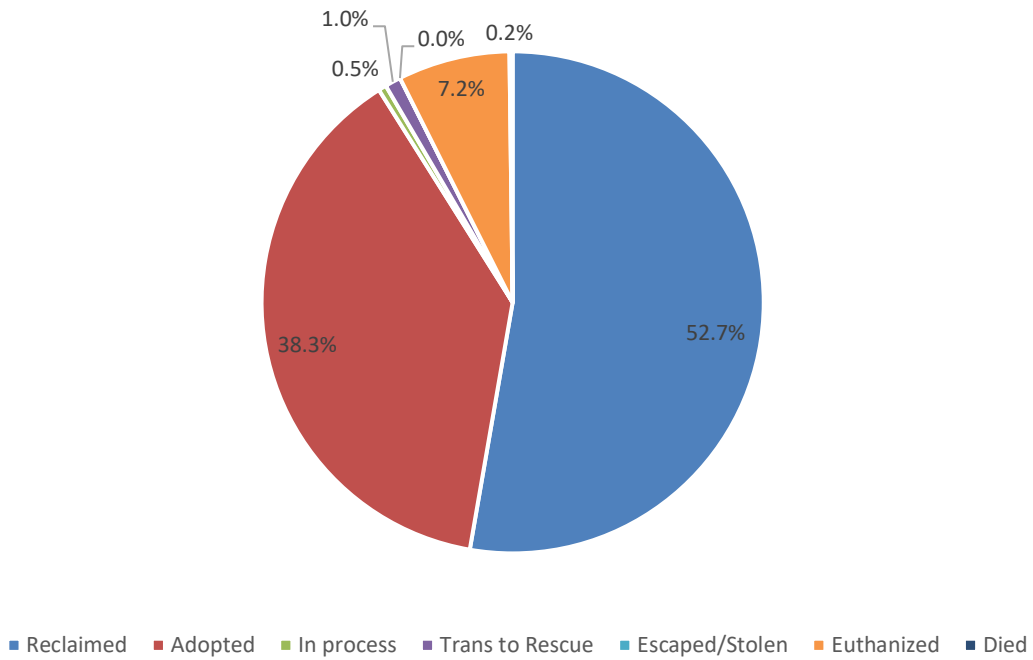
SECTION 2 CITY OF GOLD COAST – WHOLE OF CITY (Population: Approx. 600 000)

Incoming Gold Coast Stray and Surrendered Animals 2019/20 with Outcomes

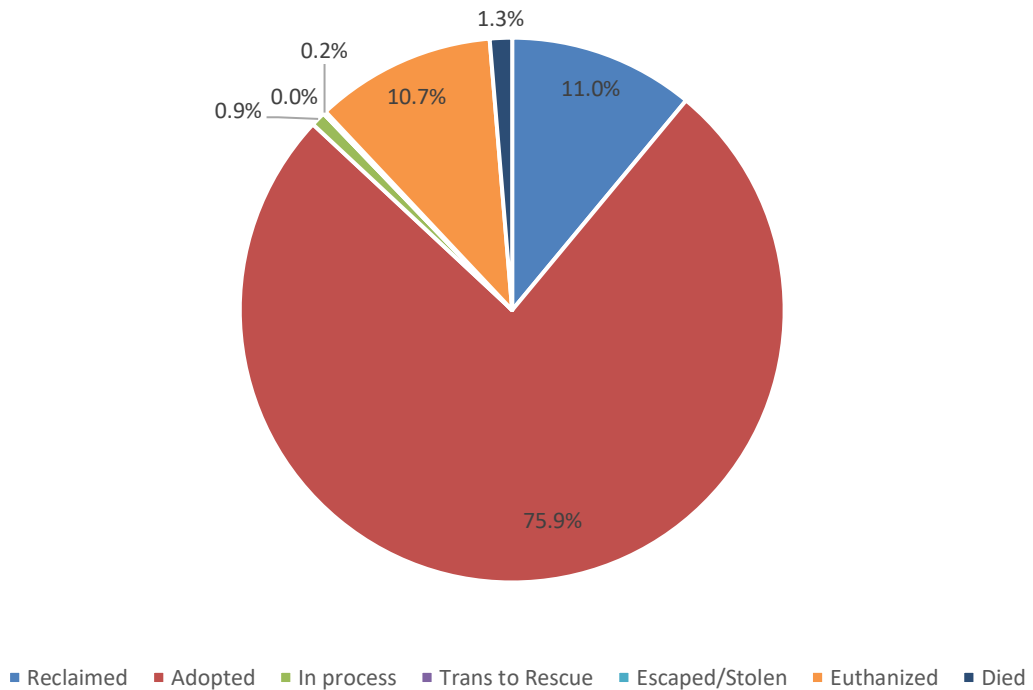
Type	Reclaimed	Adopted	In process	Trans to Rescue	Escaped/Stolen	Euthanized	Died	Total 2019/20
Puppy	1	157				3	3	164
Dog	1031	593	10	20	0	138	1	1793
Canine	1032	750	10	20	0	141	4	1957
%TotDog	52.7%	38.3%	0.5%	1.0%	0.0%	7.2%	0.2%	100%
Kitten	0	637	7	0	0	54	22	720
Cat	200	741	9	0	3	140	2	1095
Feline	200	1378	16	0	3	194	24	1815
% TotCat	11.0%	75.9%	0.9%	0.0%	0.2%	10.7%	1.3%	100%
Dog+Cat	1232	2128	26	20	3	335	28	3772
%TotD/C	33%	56%	1%	1%	0%	9%	1%	100%
Bird	9	74	1	2	0	1	2	89
Fowl	0	61	0	98	0	7	3	169
Goat	0	3	0	0	0	0	0	3
Guinea Pig	0	126	5	2	0	7	5	145
Pig	0	2	0	0	0	0	0	2
Rabbit	0	0	0	9	0	0	0	9
Rodent	0	26	0	0	0	1	0	27
Sheep	0	3	0	0	0	0	0	3
Other total	9	295	6	111	0	16	10	447
%TotOth	2.0%	66.0%	1.3%	24.8%	0.0%	3.6%	2.2%	100%
Total Animals	1241	2423	32	131	3	351	38	4219
% All Animals	29.4%	57.4%	0.8%	3.1%	0.1%	8.3%	0.9%	100%



City of Gold Coast Stray and Surrendered Dogs Outcomes 2019/20

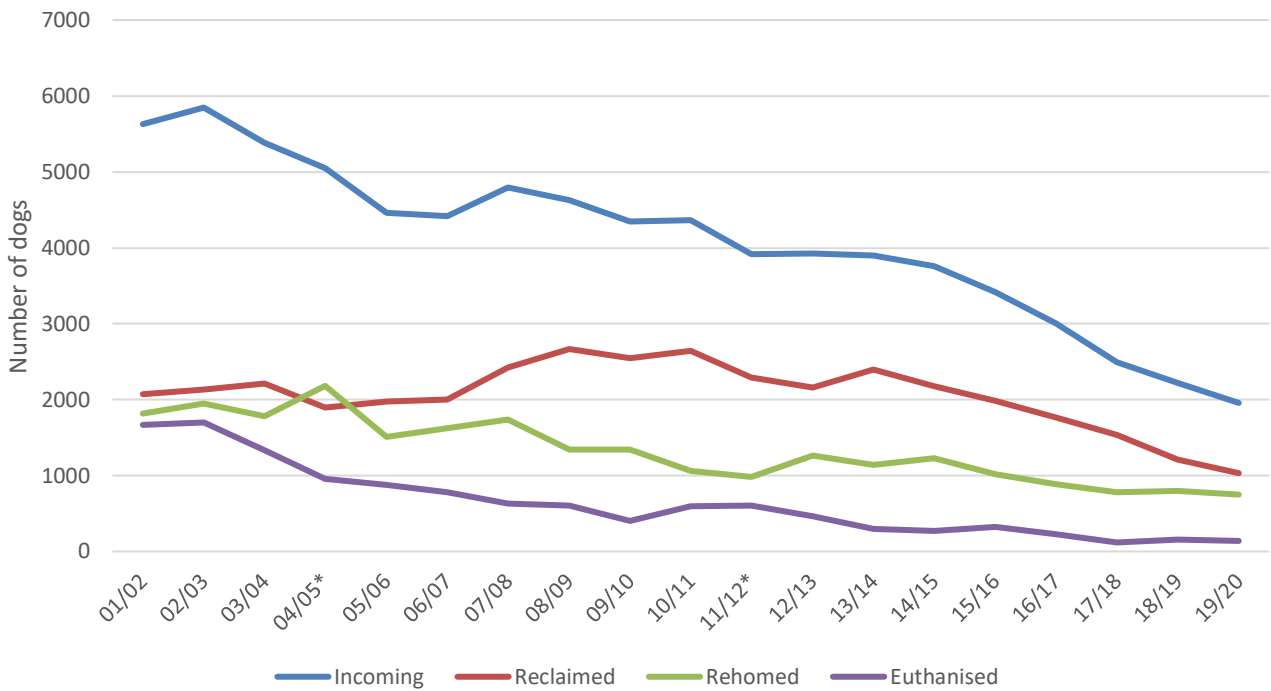


City of Gold Coast Stray and Surrendered Cats Outcomes 2019/20



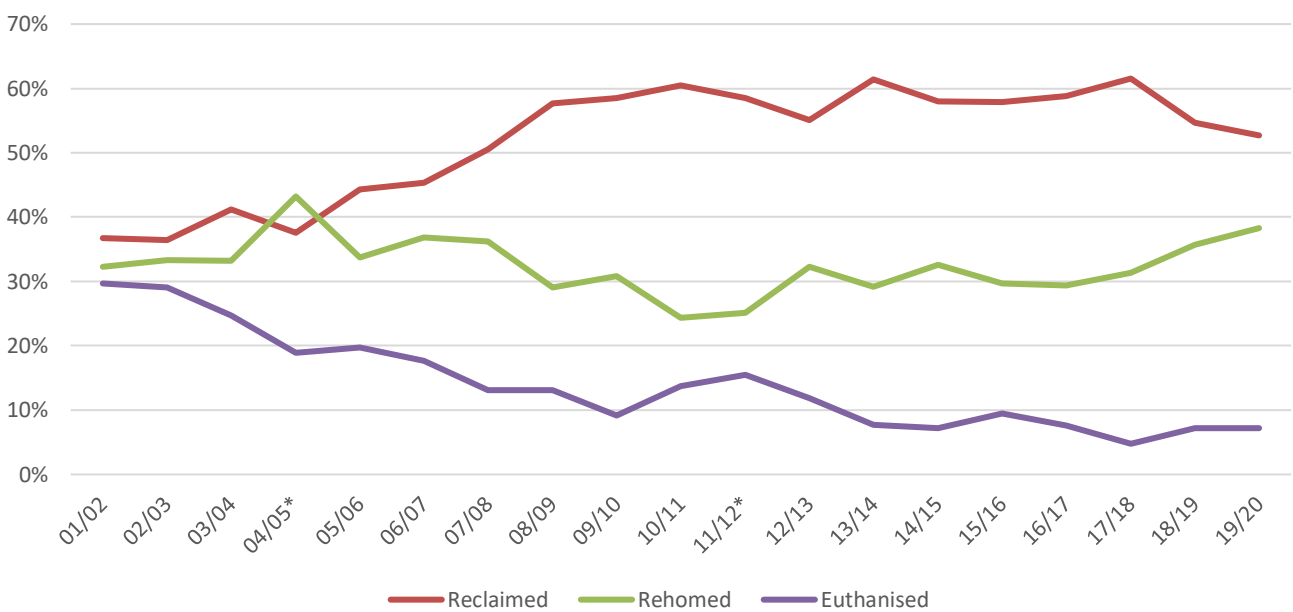
GOLD COAST CANINES
Number incoming, reclaimed, rehomed, euthanized
2001/2 - 2019/20

*2004/5 & 2011/12 - possible overlap of data due to change of database systems



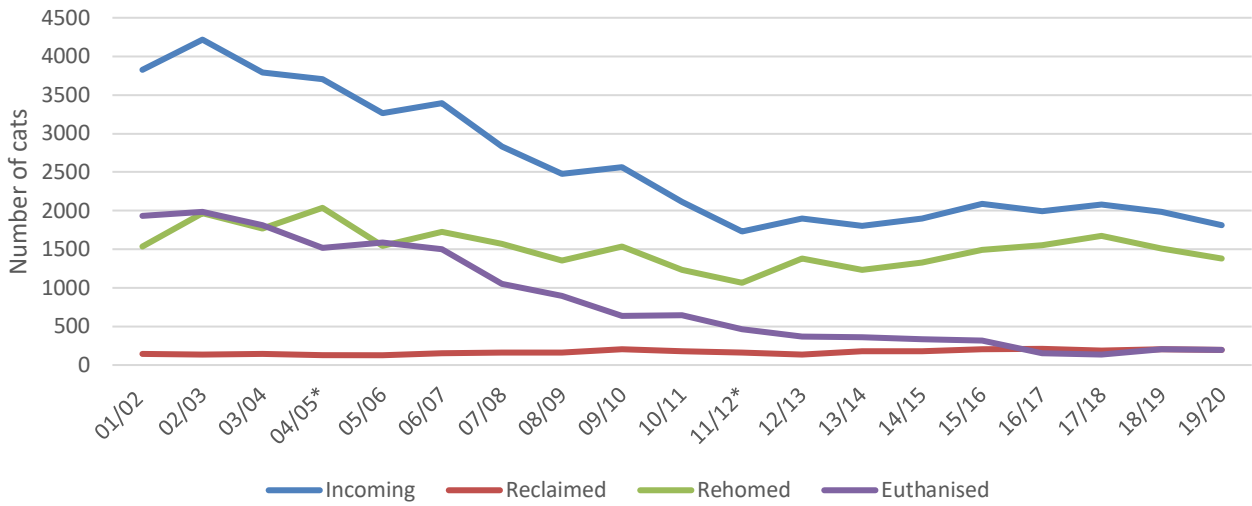
GOLD COAST CANINES
% reclaimed, rehomed euthanized
2001/2 - 2019/20

*2004/5 & 2011/12 - possible overlap of data due to change of database systems



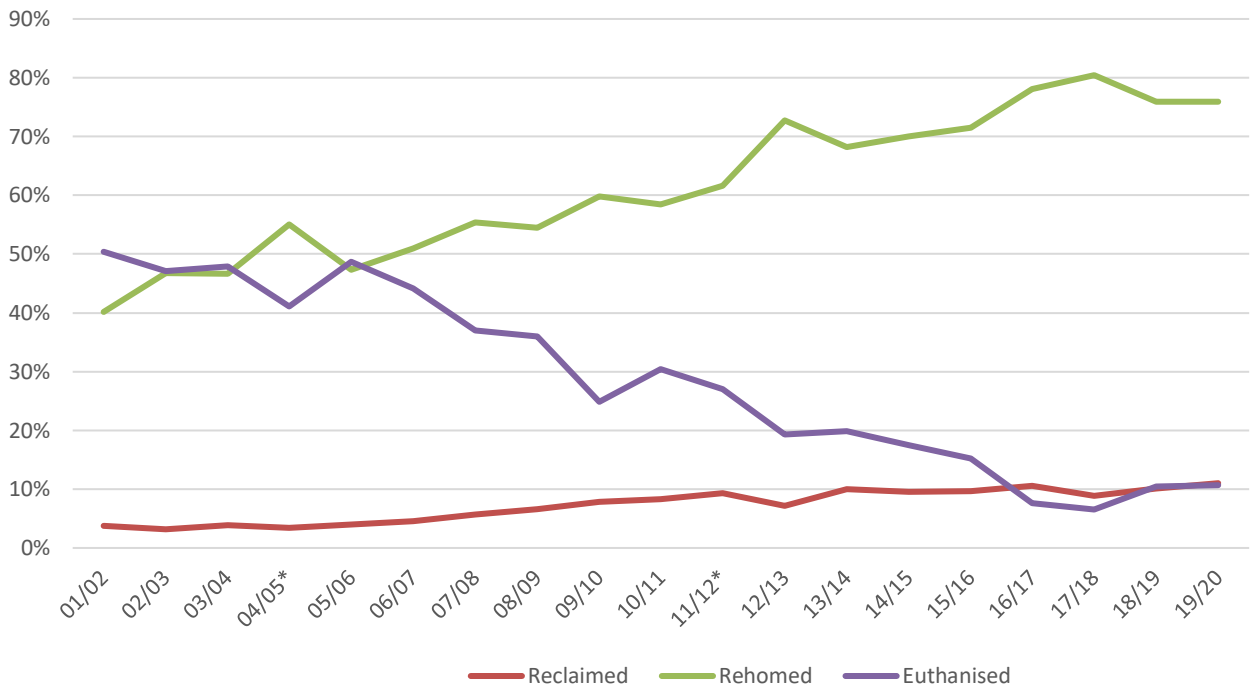
Gold Coast Felines Number incoming, reclaimed, rehomed, euthanized 2001/2 - 2019/20

*2004/5 & 2011/12 - possible overlap of data due to change of database systems



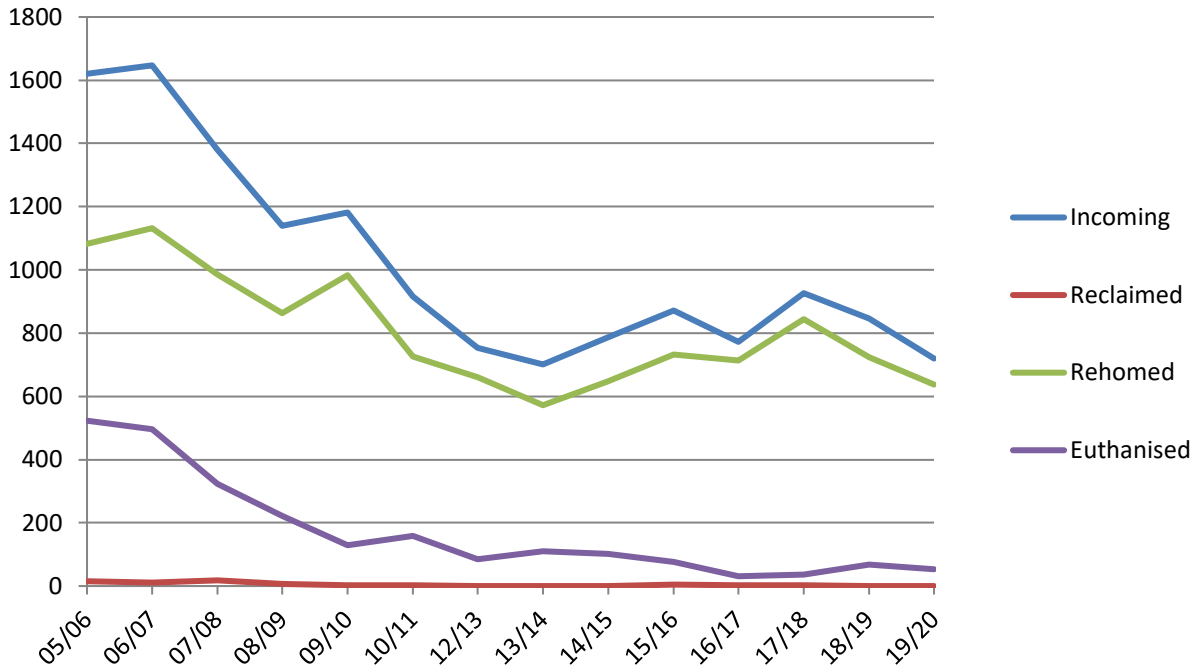
Gold Coast Felines % reclaimed, rehomed, euthanized 2001/2 - 2019/20

*2004/5 & 2011/12 - possible overlap of data due to change of systems



Gold Coast Kittens 2005/6 - 2019/20

Note: 2011/12 not included due to change in database management systems. Pound reclaims of kittens have not been made available since 2009/10. However numbers of reclaimed kittens had previously been very low.



Gold Coast Kittens 2005/6 - 2019/20

% reclaimed, rehomed, euthanized

