

AWLQ STATISTICS 2018/19 (compiled December 2019)

The following statistics are divided into **two** sections:

SECTION 1

This section includes the total animals cared for by AWLQ in 2018/19 (over 10 000 animals, including all impounded animals in City of Gold Coast and Brisbane City plus many surrenders from the public, as well as unclaimed strays and surrenders from other surrounding South East Queensland and Northern New South Wales areas in need).

SECTION 2

This section includes Gold Coast City Council residents' animals only (i.e. almost 5,000 stray and surrendered dogs, cats and other animals such as birds, guinea pigs, cattle, horses and sheep.)

Gold Coast City data is particularly useful, for the following reasons:

- a. The Gold Coast is the sixth largest city in Australia and has the 2nd largest Council in Australia by population. It is one of few large Australian cities where the data represents the whole city (in this case, a growing city of 570,000 people (2016 Census data) with an estimated 13,000 to 16,000 new residents coming to the city each year. It is estimated the population will reach **600,000 by June 2020**.
- b. AWLQ cares for all the pound animals for the Gold Coast City Council and receives all unclaimed strays. It also runs the only two shelters on the Gold Coast for animals surrendered by their owners. This has provided a unique opportunity to understand the issues and develop solutions to the oversupply of abandoned animals in a whole community.
- c. AWLQ has been working with the community to rehome all healthy and treatable animals, achieving this since 2016/17. The graphs below show that in 2018/19, 91% of all stray and surrendered animals were saved for the whole city. 7% of dogs and 10.5% of cats were euthanized due to irremediable suffering or presenting a serious risk to the safety of humans and/or other companion animals if rehomed.
- d. These Gold Coast statistics show the success of many strategies that AWLQ has put in place i.e. the Getting to Zero Model, to reduce the numbers of abandoned and euthanised animals. As well as increasing rehoming with innovative strategies, the G2Z model focuses on **prevention of abandoned animals** through:
 - Co-operative desexing programs subsidised by Councils. The number of Councils participating in NDN-managed programs is gradually increasing with 12 Councils providing funding for desexing subsidies for desexing of cats for residents in need of support this year.
 - Strategies to get lost cats and dogs home
 - Increasing availability and promotion of desexing at 2- 4 months of age in private vet clinics
 - Community veterinary clinics that ensure no animal has to be euthanized due to an owner's incapacity to pay
 - Raising awareness of the public, secondary students, teachers and TAFE students of how to keep animals happy and safe, particularly the importance of desexing cats before 4 months of age
 - Breeder permit systems with inspections to ensure good standards of care, and socialisation, and a requirement to desex kittens prior to sale or transfer.

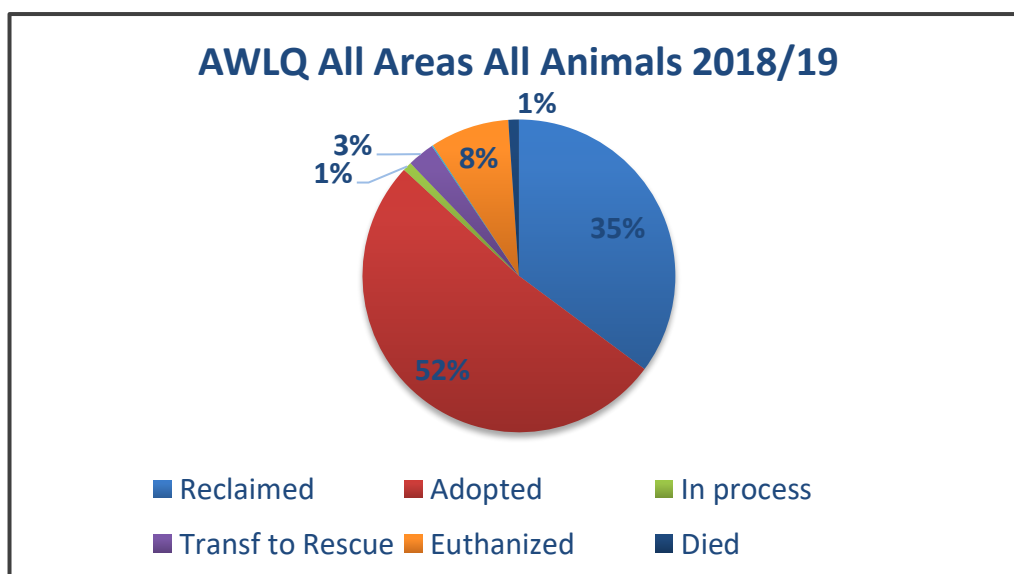
AWLQ provides a free service to help Councils Get 2 Zero in their communities. It organises the G2Z Summit every 2 years to share strategies from around the world. Find out more about how to Get 2 Zero at www.g2z.org.au. If you are a Council, shelter or community member who is interested in implementing these strategies you can contact us at: info@g2z.org.au or jverrinder@awlqlld.com.au

SECTION 1 AWLQ ALL AREAS 2018/19

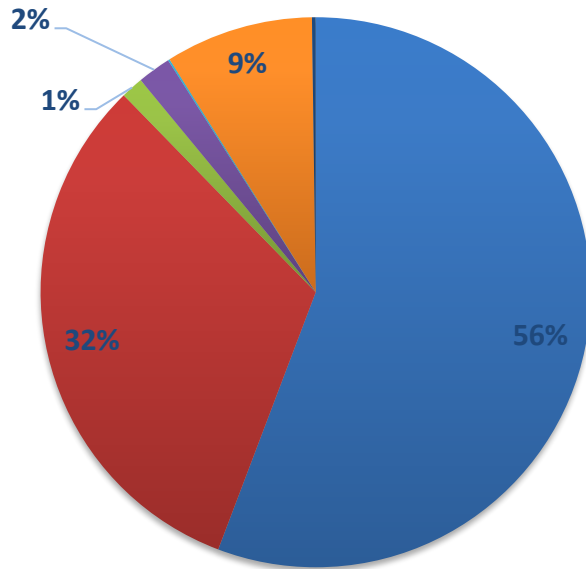
AWLQ Outcomes All animals (incl birds, guinea pigs, horses etc) 2018/19 incl Bris, GC Pound Reclaims)

i.e. ALL ANIMALS CARED FOR

Animal Type	Reclaimed	Adopted	In process	Transf to Rescue	Escaped/ Stolen	Euthanized	Died	Total
Puppy	55	494	7	1	0	21	9	587
Dog	3247	1397	71	115	6	494	4	5334
Canine	3302	1891	78	116	6	515	13	5921
% Canine	55.8	31.9	1.3	2.0	0.1	8.7	0.2	100
Kitten	16	1659	4	19	2	115	78	1893
Cat	385	1430	16	21	4	238	4	2098
Feline	401	3089	20	40	6	353	82	3991
% Feline	10.0	77.4	0.5	1.0	0.2	8.8	2.1	100
Total Dogs & Cats	3703	4980	98	156	12	868	95	9912
%Dogs&Cats	37	50	1	2	0	9	1	100
Bird	29	121	0	4	2	0	2	158
Cattle	9	1	0	0	0	0	0	10
Fowl	17	123	0	123	0	4	6	273
Goat	1	8	0	3	0	0	0	12
Guinea Pig	0	271	1	1	0	4	10	287
Horse	6	0	0	0	0	0	0	6
Pig	2	2	0	1	0	0	0	5
Rabbit	0	0	0	10	0	0	1	11
Rodent	0	33	2	0	0	1	2	38
Sheep	5	8	0	2	0	0	1	16
Other Subtotal	69	567	3	144	2	9	22	816
%TotOth	8.5%	69.5%	0.4%	17.6%	0.2%	1.1%	2.7%	100%
All Animals	3772	5547	101	300	14	877	117	10728
% All Animals	35.2%	51.7%	0.9%	2.8%	0.1%	8.2%	1.1%	100%

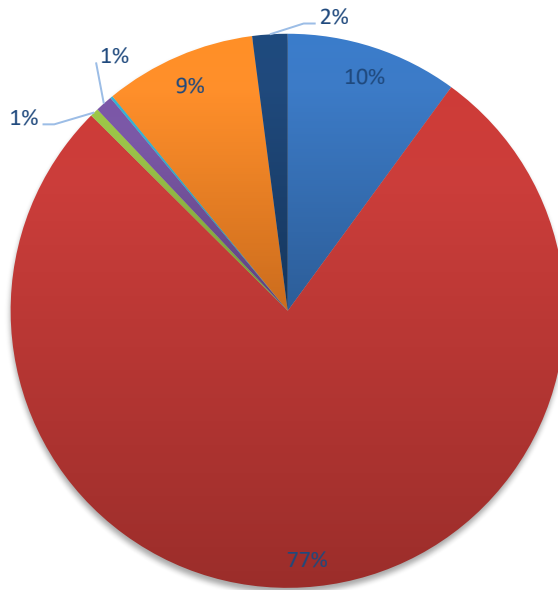


AWLQ All Areas 2018/19 Canine Outcomes



■ Reclaimed ■ Adopted ■ In process
■ Transf to Rescue ■ Euthanized

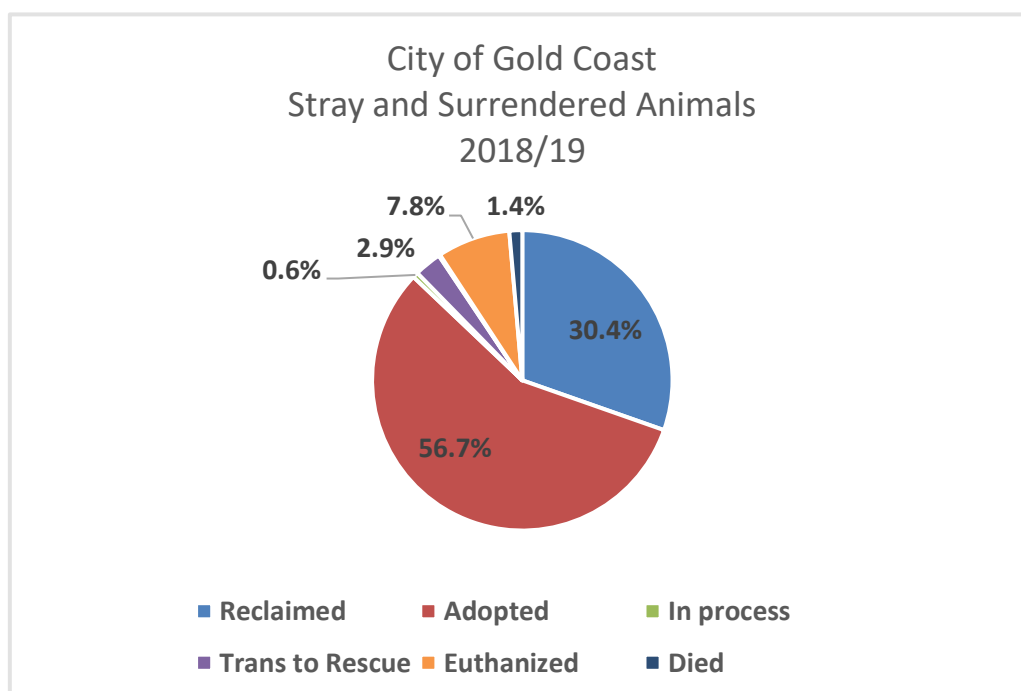
AWLQ All Areas 2018/19 Feline Outcomes



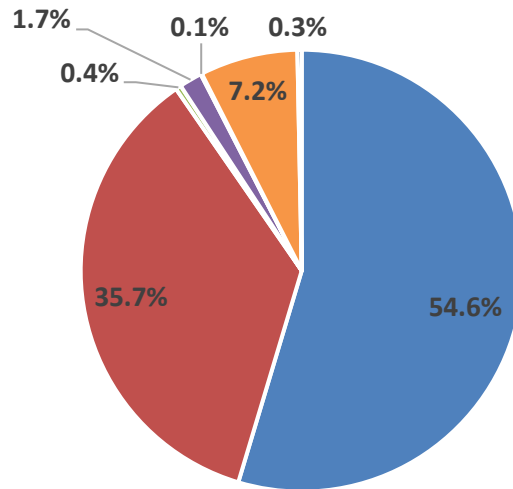
■ Reclaimed ■ Adopted ■ In process ■ Transf to Rescue ■ Euthanized ■ Died

Incoming Gold Coast Stray and Surrendered Animals 2018/19 with Outcomes

Type	Reclaimed	Adopted	In process	Trans to Rescue	Escaped/Stolen	Euthanized	Died	Total 2018/19
Puppy	3	232	0	1	0	2	5	243
Dog	1211	562	9	36	2	157	2	1979
Canine	1214	794	9	37	2	159	7	2222
%TotDog	54.6%	35.7%	0.4%	1.7%	0.1%	7.2%	0.3%	100.0%
Kitten	0	724	3	5	0	68	47	847
Cat	201	787	9	2	1	141	1	1142
Feline	201	1511	12	7	1	209	48	1989
% TotCat	10.1%	76.0%	0.6%	0.4%	0.1%	10.5%	2.4%	100.0%
Dog+Cat	1415	2305	21	44	3	368	55	4211
%TotD/C	34%	55%	0%	1%	0%	9%	1%	100%
Bird	25	97	0	1	4	0	1	128
Fowl	0	68	0	85	0	1	1	155
Goat	0	5	0	1	0	0	0	6
Guinea Pig	0	180	5	0	0	3	7	195
Pig	0	2	0	1	0	0	0	3
Rabbit	0	0	0	7	0	0	0	7
Rodent	0	27	2	0	0	0	2	31
Sheep	0	4	0	0	0	0	0	4
Other total	25	383	7	95	4	4	11	529
%TotOth	4.7%	72.4%	1.3%	18.0%	0.8%	0.8%	2.1%	100.0%
Total Animals	1440	2688	28	139	7	372	66	4740
% All Animals	30.4	56.7	0.6	2.9	0.1	7.8	1.4	100.0

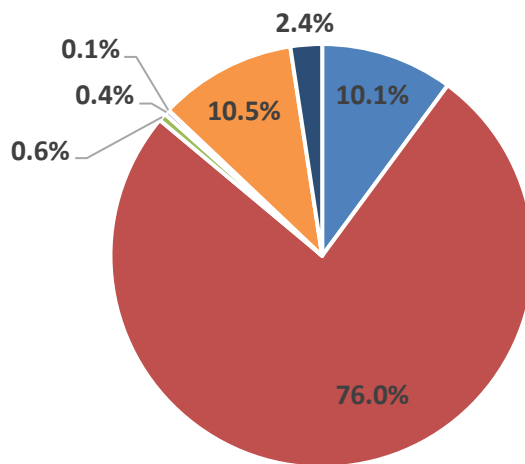


City of Gold Coast Stray and Surrendered Dogs Outcomes 2018/19



- Reclaimed ■ Adopted ■ In process ■ Trans to Rescue
- Escaped/Stolen ■ Euthanized ■ Died

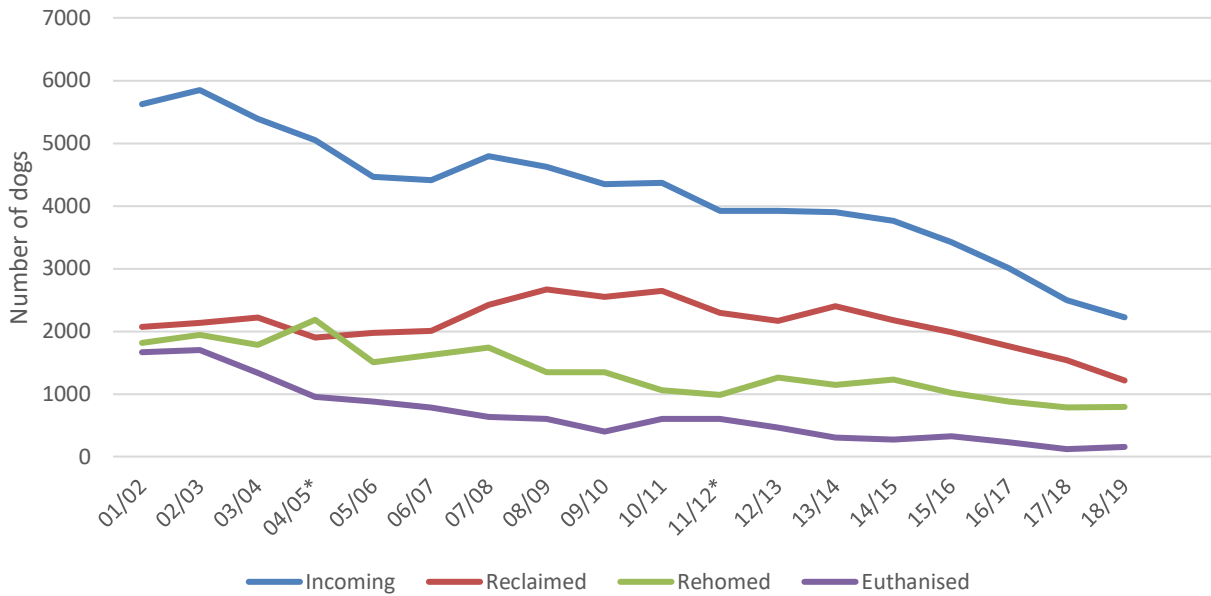
City of Gold Coast Stray and Surrendered Cats Outcomes 2018/19



- Reclaimed ■ Adopted ■ In process ■ Trans to Rescue
- Escaped/Stolen ■ Euthanized ■ Died

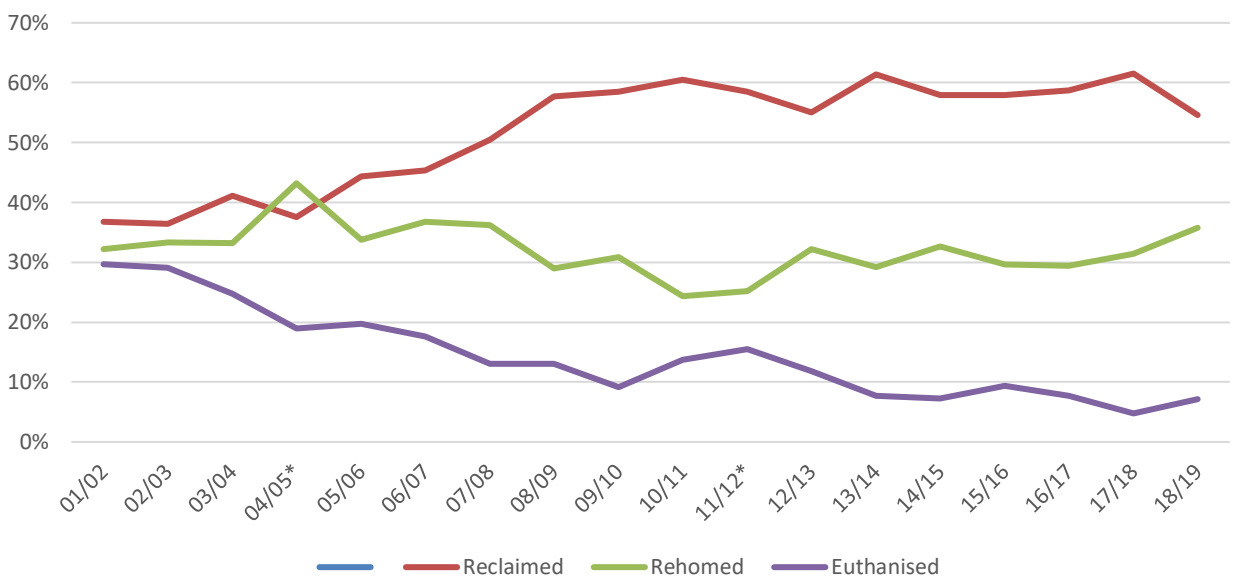
Gold Coast Dogs
Number incoming, reclaimed, rehomed, euthanized
2001/2 - 2018/19

*2004/5 & 2011/12 - possible overlap of data due to change of database systems



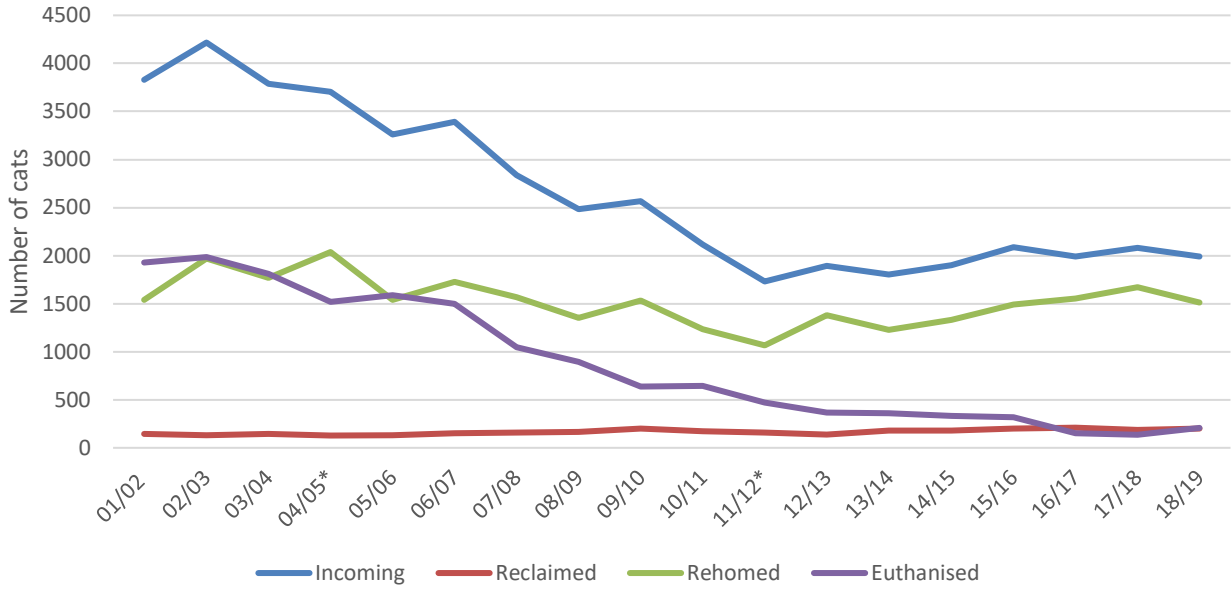
GOLD COAST DOGS
% reclaimed, rehomed euthanized
2001/2 - 2018/19

*2004/5 & 2011/12 - possible overlap of data due to change of database systems



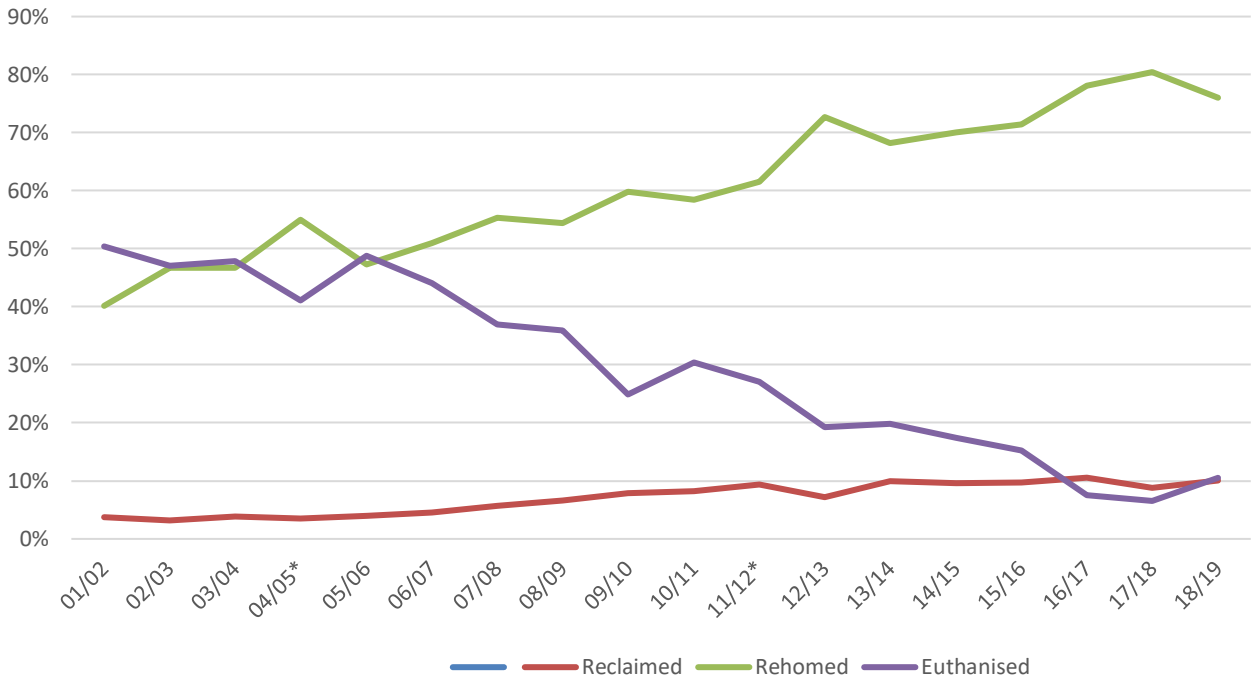
Gold Coast Cats Number incoming, reclaimed, rehomed, euthanized 2001/2 - 2018/19

*2004/5 & 2011/12 - possible overlap of data due to change of database systems



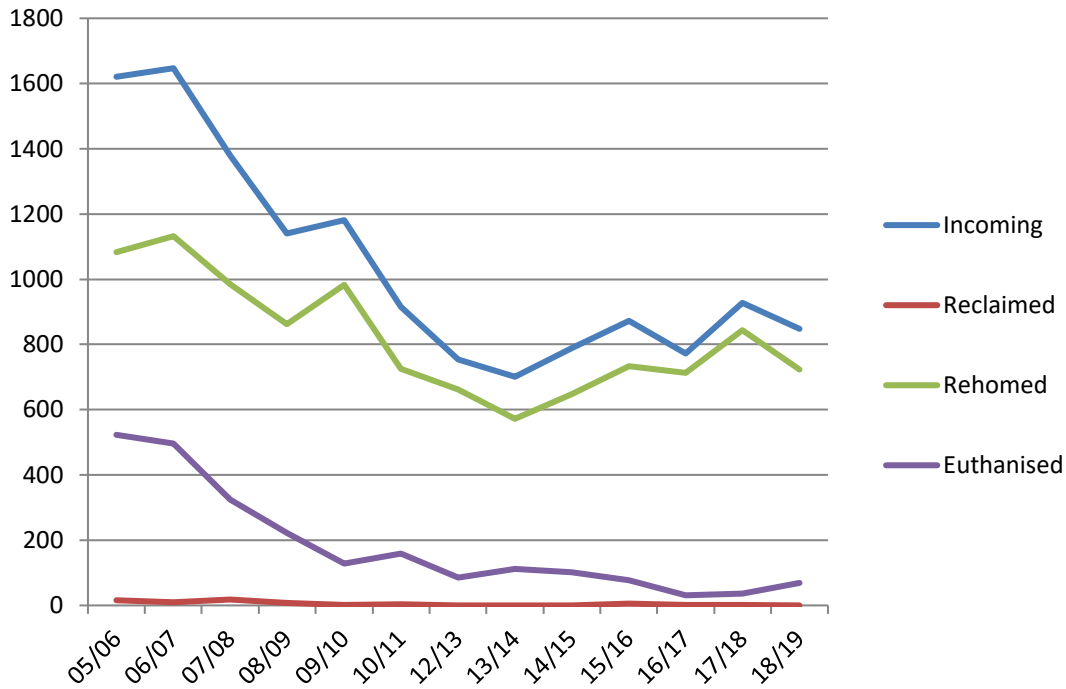
Gold Coast Cats % reclaimed, rehomed, euthanized 2001/2 - 2018/19

*2004/5 & 2011/12 - possible overlap of data due to change of systems



Gold Coast Kittens 2005/6 - 18/19

Note: 2011/12 not included due to change in database management systems. Pound reclaim data of kittens have not been available since 2009/10. However numbers of reclaimed kittens had previously been very low.



Gold Coast Kittens 2005/6 - 2018/19

% reclaimed, rehomed, euthanized

